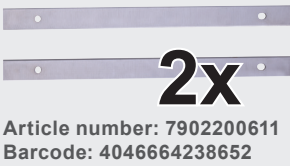




- ✓ Planing
- ✓ Thicknessing

OPTIONAL ACCESSORIES


HS PLANER KNIVES
TWO-PIECE SET



Article number: 7902200611
Barcode: 4046664238652

260 MM PLANER / THICKNESSER

- Combined planer thicknesser for processing planks, joists or boards
- Powerful, maintenance-free **2200 W induction motor**
- Planing width 260 mm / thickness capacity 160 mm
- Suitable for **softwood and hardwood**
- **Easy conversion from planer to thicknesser** without the need for tools
- Convenient adjustment of the thickness capacity using a hand crank
- Robust aluminium planer fence can be adjusted from 90 to 135° to ensure precise planing
- Planing table 1040 x 280 mm made of sturdy die-cast aluminium
- Planer thicknesser table 400 x 260 mm made of abrasion-resistant grey cast iron
- 2 high-speed steel planer knives, blade speed 6,500 rpm for smooth and precise planing
- **Low-dust working**, thanks to connection for dust extraction
- Base features transport handles and wheels to ensure sturdy positioning and easy transport



LOGISTICAL DATA

Weight net / gross	71 / 76 kg
Packaging dimensions	640 x 430 x 560 mm
Article number	5902214901
Barcode	4046664217589
20 Container	96 pcs
40 Container	192 pcs
40 HQ Container	256 pcs

SPECIFICATIONS

Dimensions L x W x H	1110 x 620 x 980 mm
Surfacing table size	1040 x 280 mm
Thicknessing table size	400 x 260 mm
Number of blades	2
Planing shaft speed	6500 min ⁻¹

SURFACE PLANING

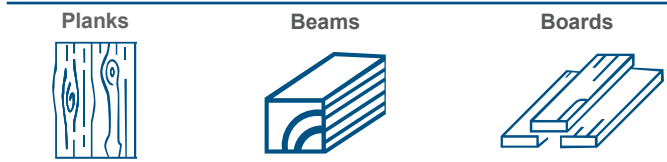
Plane width max.	260 mm
Stock removal max.	3 mm

THICKNESSING

Thickness capacity / width max.	160 / 260 mm
Stock removal max.	3 mm
Motor	220 – 240 V~ / 50 Hz
Input	2200 W




EXAMPLES OF USE
SUITABLE FOR WORK
WITH SOLID WOOD AND SOFTWOOD



Base with transport handles and wheels to ensure sturdy positioning and easy transport.



Robust aluminium planer fence can be adjusted from 90 to 135° to ensure precise planing.



2 high-speed steel planer knives, blade speed 6500 rpm for smooth and precise planing.




Convenient adjustment of the thickness capacity using a hand crank.



PRODUCT DETAILS

Powerful
2200 W motor



Planer fence
rotatable 90 - 135°



Robust



Space-saving



Planing table
400 x 260 mm



Planing table dimensions
1040 x 280 mm



Planing width
260 mm



Admission height
160 mm

